

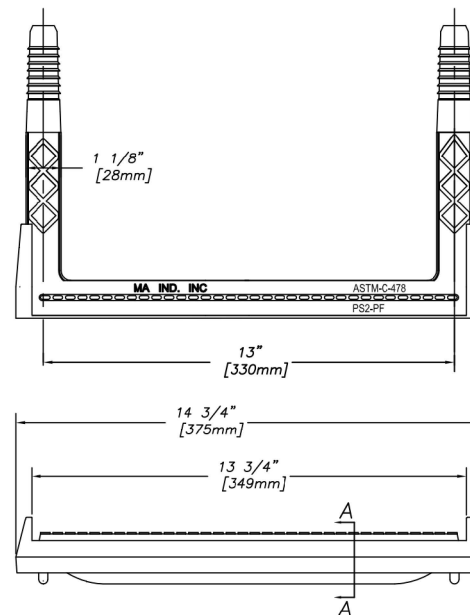
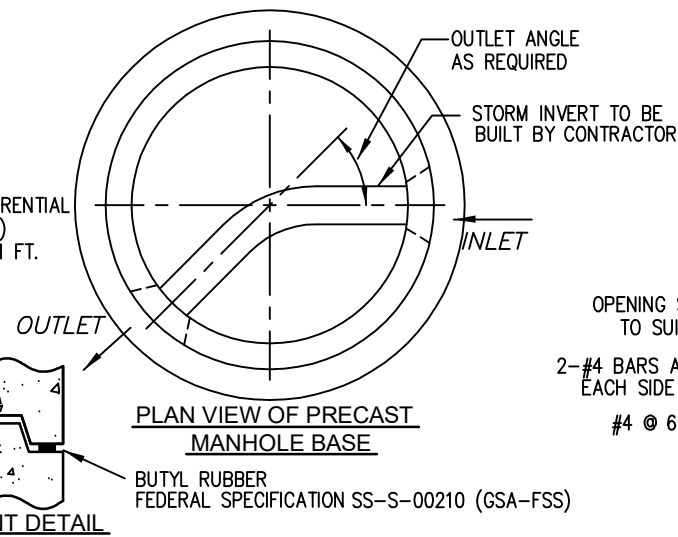
MANHOLE ASSEMBLY

CONE OPTIONS	
DIA OPENING	HEIGHT OPTIONS
24"	24" 36"
30"	24" 36" 48"

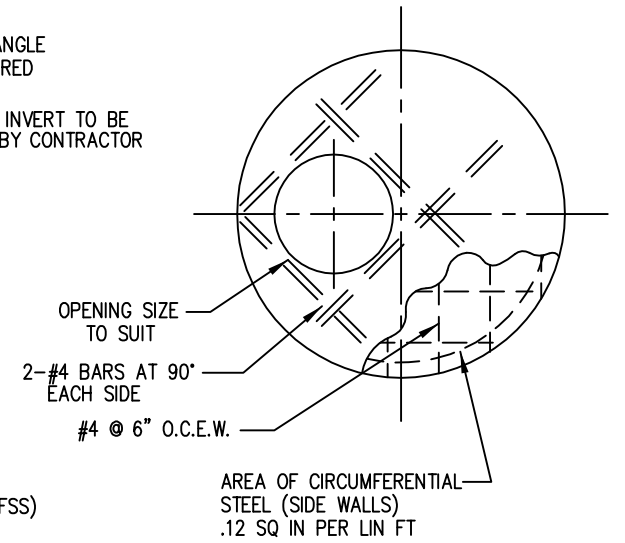
SECTION WEIGHTS	
FLOOR WEIGHT	1375 LBS
WALLS/CONE	875 LBS/VF
TO SLAB	1530 LBS



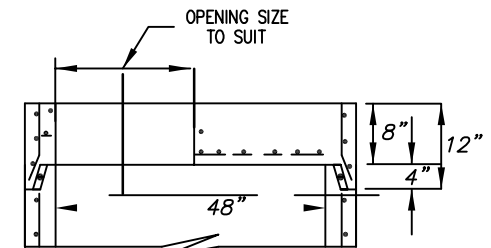
LIFT EYE PIN REQUIRED
AVAILABLE FOR PURCHASE



STEP DETAIL



REINFORCEMENT LAYOUT FOR TOP SLAB



TYPICAL 48" DIA MANHOLE WITH TOP SLAB
*BUTT JOINT OPTION ALSO AVAILABLE

NOTES:
CONCRETE TO TEST 4500 PSI @ 28 DAYS
IN CONFORMANCE WITH ASTM C-478
DESIGN FOR H2O LOADING
COATINGS AVAILABLE UPON REQUEST
EXTENDED COLLARS AVAILABLE PER DESIGN REQUESTS

PRECAST MANUFACTURING CO.



187 STRYKER ROAD
PHILLIPSBURG, NJ 08865
WWW.PRECASTMFGCO.COM
PHONE: 908-454-2122
FAX: 908-454-0512

THIS DOCUMENT IS THE PROPERTY OF PRECAST MFG. CO. IT IS CONFIDENTIAL, SUBMITTED FOR REFERENCE PURPOSES ONLY AND SHALL NOT BE USED IN ANY WAY INJURIOUS TO THE INTERESTS OF, OR WITHOUT THE WRITTEN PERMISSION OF PRECAST MFG. CO.

48 Ø MH STANDARD SPREAD BASE STORM SUBMITTAL

DRAWN: PMO	DRAWING NUMBER
	MH48ST